

Fig. S1. Locations of windows and cross-sections on the altar



Fig. S2. Locations of windows and cross-sections on the pulpit

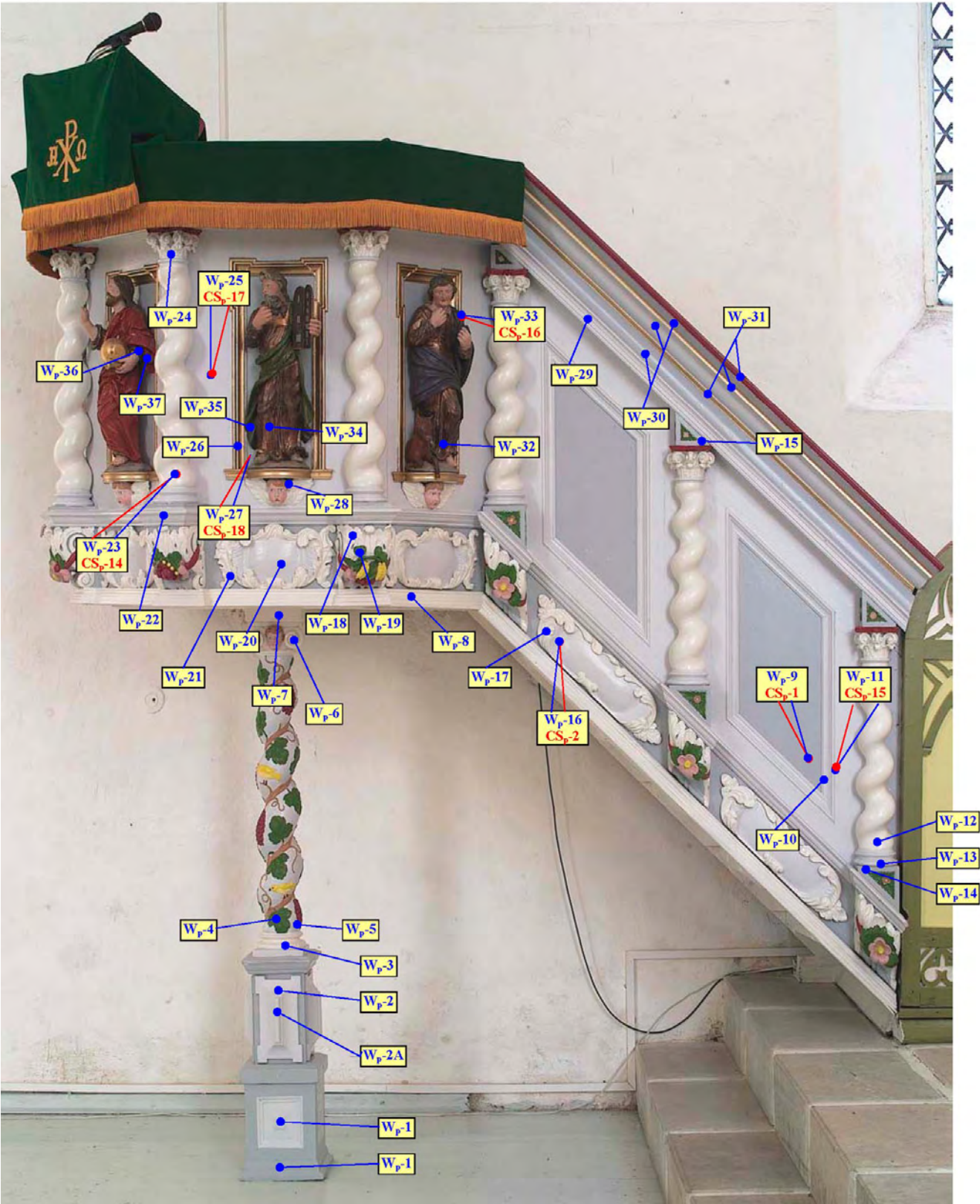


Fig. S3. Locations of windows and cross-sections on the pulpit



Fig. S4. Locations of windows and cross-sections on the pulpit

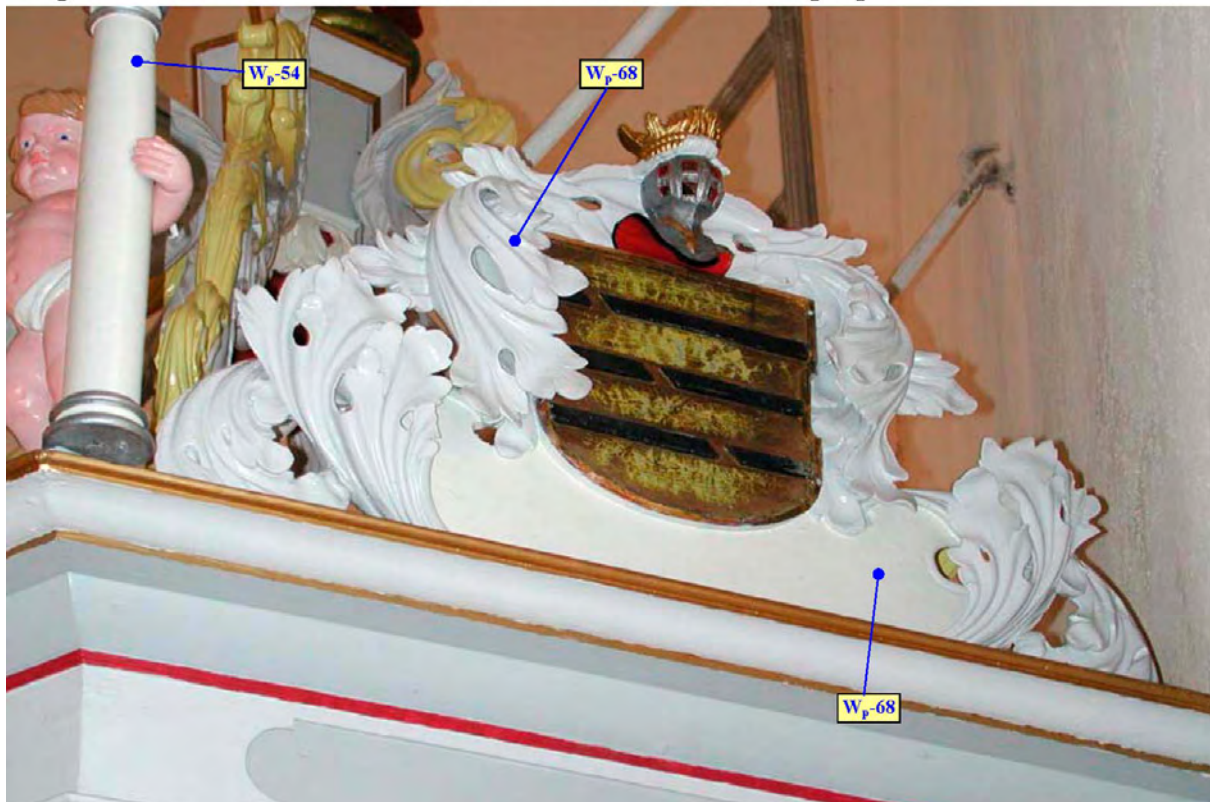


Fig. S5. Locations of windows and cross-sections on the sounding-board

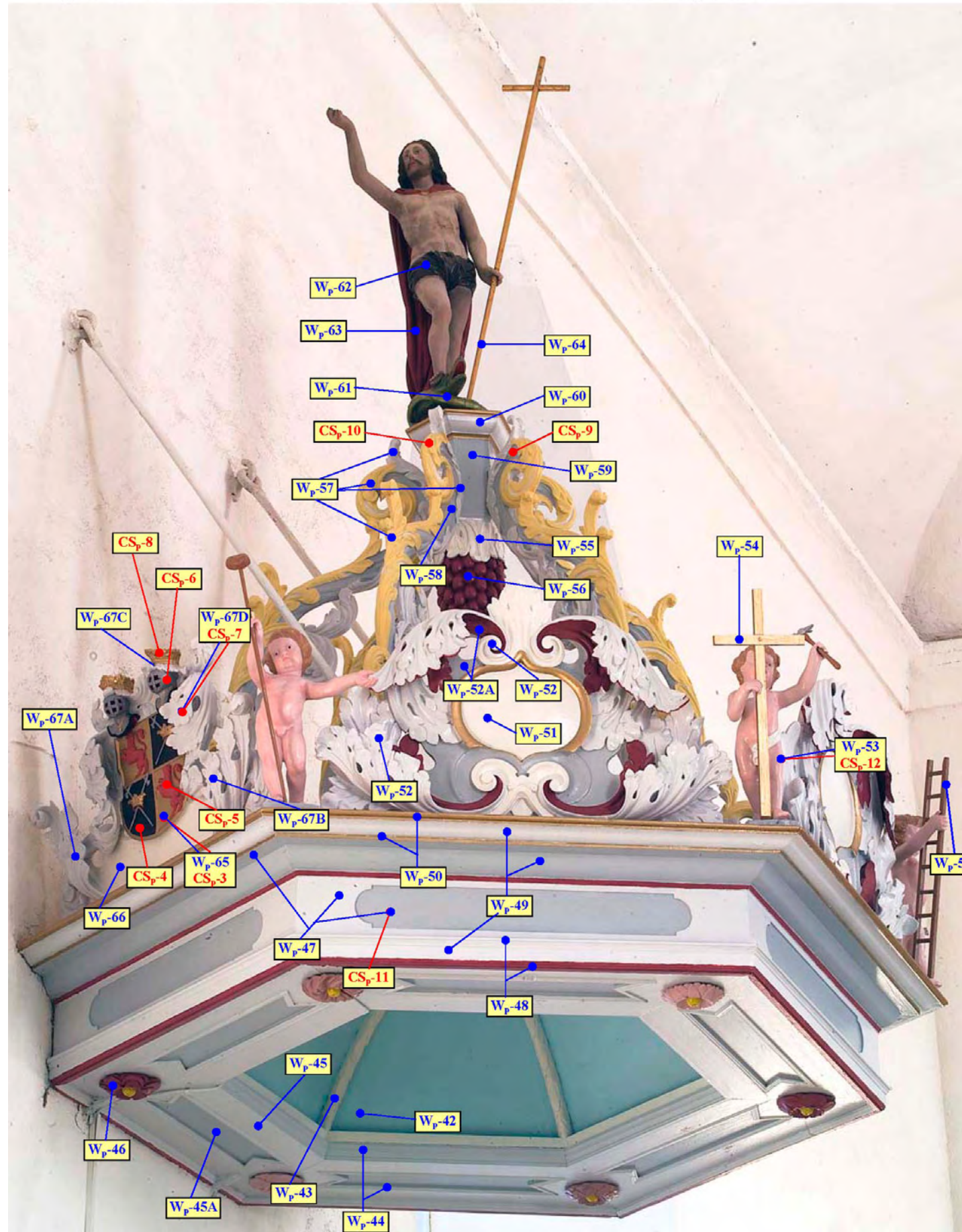


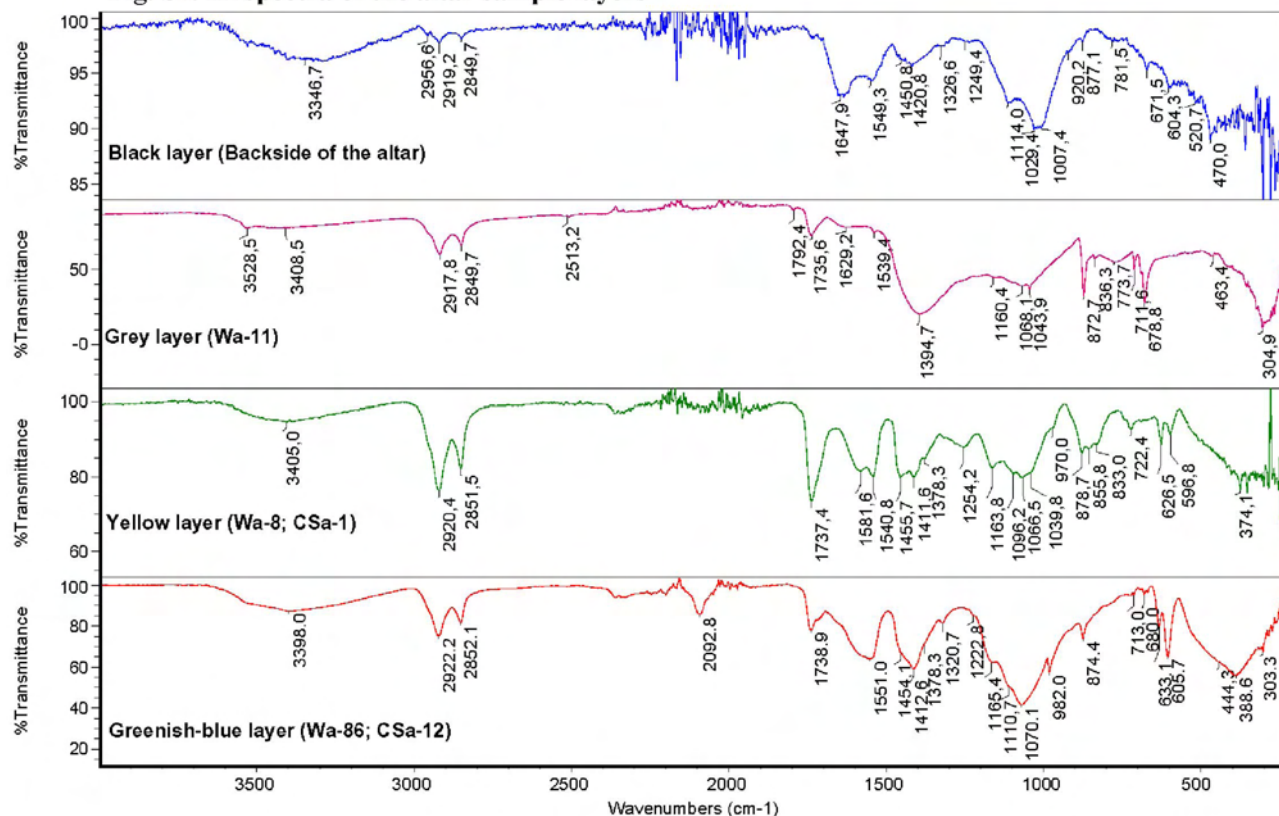
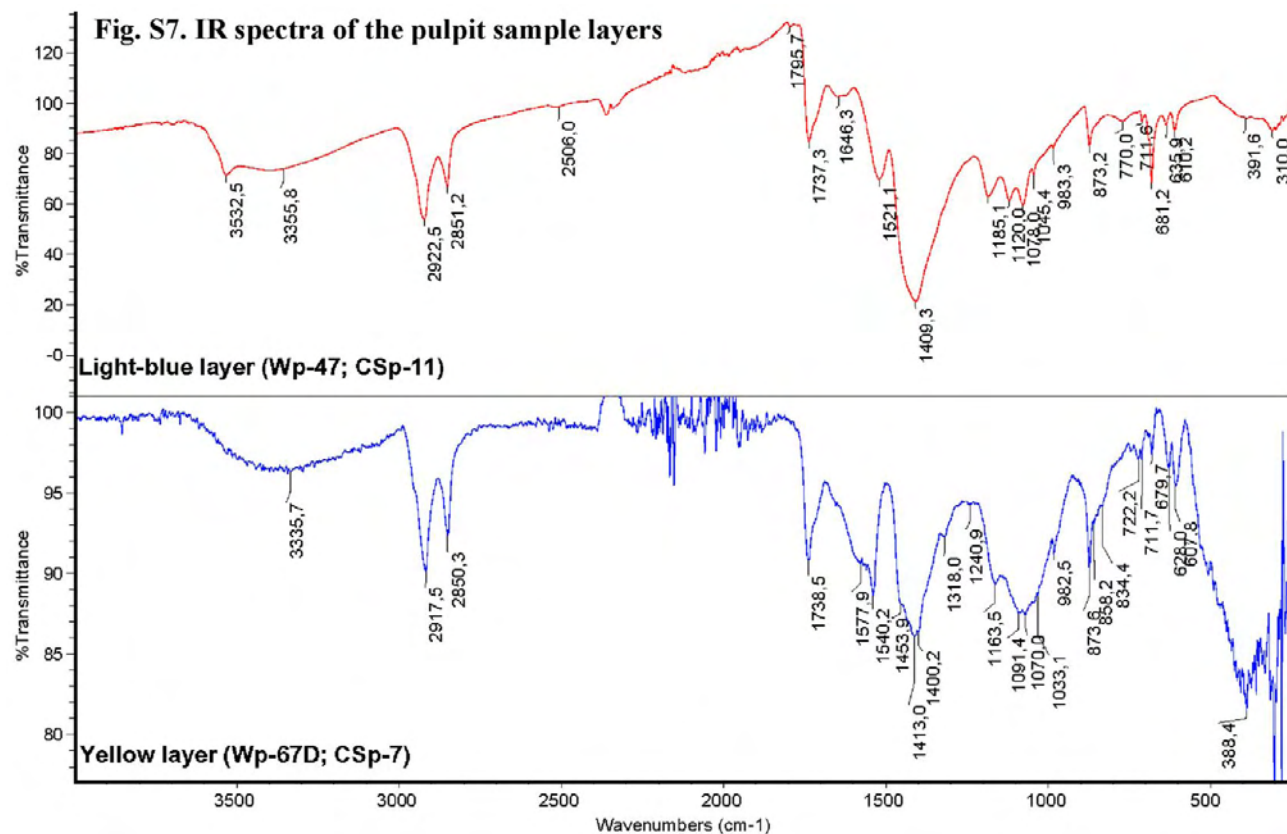
Fig. S6. IR spectra of the altar sample layers**Fig. S7. IR spectra of the pulpit sample layers**

Table S1. Results of the windows made on the altar and the related details. The layers are numbered starting from the uppermost (surface) layer. The uppermost layer (applied in 2005) is in brackets (see fig. S1). W_a- window on the altar

Locations of the windows	Description of the windows
W_a-1 Profiled slat (<i>4 - white</i>) W_a-2 Even surface of the consoles (<i>4 - grey</i>) W_a-11, W_a-11a Background of the side wings of the ornament (<i>4 - grey</i>) W_a-65 Even surface of the side wings (<i>4 - grey</i>) W_a-75, W_a-77 Even surface between the cornices; round surface of the cornice (<i>4 - grey</i>)	3 - Dark brown 2 - Grey 1 - Black
W_a-23 Background of the ornament on side wing (<i>4 - grey</i>) W_a-32 Even surface behind the pillar (<i>4 - grey</i>) W_a-50 Background of the side wings and ornament (<i>4 - grey</i>) W_a-51 Surface between the cornice capitals behind the arms (<i>4 - grey</i>) W_a-58 Background of the footing of the pillar and ornament (<i>4 - white</i>) W_a-80 Volute (<i>4 - grey</i>)	3 - Dark brown 2 - Greyish-beige 1 - Black
S-3 Ornament from the lower part of the console (<i>5 - dark grey</i>) W_a-10 Profiled slat (<i>5 - grey</i>) W_a-12 Ornament on side wings (<i>5 - yellow</i>) W_a-14, W_a-19 Base of the pillar, round profile from the lower part of the pillar, footing of the pillar (<i>5 - grey</i>) W_a-18 Ornaments on the lower part of the pillar (<i>5 - grey</i>) W_a-21 Console with ornaments (<i>5 - white</i>) W_a-22 Upper plate of the console (<i>5 - white</i>) W_a-31 Profiled slat (<i>5 - white</i>) W_a-47 Slat of the lower mid-cornice (<i>5 - dark red</i>) W_a-49 Central part of the cornice (<i>5 - bronze colour</i>) W_a-41, W_a-42, W_a-43 Capital of the pillar, profile of the lower capital, profile of the upper capital (<i>51 - bronze</i>) W_a-62 Capital of the pillar (<i>5 - white</i>) W_a-76 Profiled slat (<i>5 - dark red</i>) W_a-81 Volute, ornament, leaf of acanthus (<i>5 - white, yellow</i>)	4 – Gold leaf 3 – Yellow 2 – Grey 1 - Black
W_a-24 Side wings of the ornament (<i>4 - white</i>) W_a-63 Profiled slat (<i>4 - grey</i>) W_a-78, W_a-79 Edge of the cornice, upper edge of the cornice (<i>4 - bronze</i>)	3 - Gold leaf 2 - Yellow 1 - Grey
W_a-25 Profiled slat (<i>4 - grey</i>)	3 - Gold leaf 2 - Yellow 1 - Greyish-beige
W_a-59 Base of the pillar, footplate of the pillar (<i>5 - grey</i>)	4 - Gold leaf 3 - Yellow 2 - Grey 1 - Grey
W_a-48 Cornice (<i>4 - white, grey</i>)	3 - Dark brown 2 - Grey 1 - Grey

W_a-33 Picture frame (<i>5 - bronze</i>)	4 - Bronze colour 3 - Gold leaf 2 - Yellow 1 - Grey
W_a-20 Stem of the pillar (<i>5 - white</i>) W_a-61 Stem of the pillar (<i>5 - white</i>)	4 - Gold leaf 3 - Yellow 2 - Grey 1 - Brown
W_a-64 Frame (<i>7 - bronze</i>)	6 - Bronze colour 5 - Gold leaf 4 - Orange (bole?) 3 - Yellow 2 - Grey 1 - Black

Table S2. Windows done on the corpus of the pulpit and the sounding-board, balustrade of the staircase and other related details. The layers are numbered starting from the uppermost (surface) layer. The uppermost layer (applied in 2005) is in brackets (see figs. S2-S5). W_p- window on the pulpit

Pulpit, balustrade of the staircase, sounding-board	
Locations of the windows	Description of the windows
W_p-4 Outrigger of the pulpit, ornament of the coil-pillar (<i>4 - final layers: red, green, yellow</i>) W_p-6 Outrigger of the pulpit, capital (<i>4 - white</i>) W_p-22 Profiled slat of the pulpit (<i>4 - grey</i>) W_p-26 Pulpit panel frame (<i>4 - bronze</i>) W_p-29 Profiled slat of the pulpit (<i>4 - grey</i>) W_p-31 Round profile of the cornice of the pulpit (<i>4 - red, bronze</i>) W_p-44 Profile slats of sounding-board roofs (<i>4 - white, grey</i>) W_p-48 Profile slat of sounding-boards (<i>4 - white, red</i>)	3 - Gold leaf 2 - Yellow 1 - Grey
W_p-2 Outrigger of the pulpit, basis of the coil-pillar (<i>3 - grey, white</i>) W_p-7 Outrigger of the pulpit, plate on the capital of the pillar (<i>3 - white</i>)	2 - Brown 1 - Light blue
W_p-3 Outrigger of the pulpit, basis of the coil-pillar (<i>5 - white</i>) W_p-23 Basis of the pulpits coil-pillar (<i>5 - white</i>) W_p-43 Leaf ornament between roof gussets of the sounding-board (<i>5 - white</i>) S-50 Profile slat of the sounding-boards cornice (<i>5 - grey, red</i>) W_p-57 Ribs of the sounding-board (<i>5 - white, light yellow</i>) W_p-60 Cornice of the sounding-boards base (<i>5 - white, bronze</i>)	4 - Gold leaf 3 - Yellow 2 - Grey 1 - Black
W_p-2a Outrigger of the pulpit, basis of the coil-pillar (<i>4 - white</i>)	3 - Gold leaf 2 - Yellow 1 - Brown
W_p-1 Outrigger of the pulpit, basis of the coil-pillar (<i>2 - grey, white</i>)	1 - Brown
W_p-5 Outrigger of the pulpit, coil-pillar (<i>4 - grey</i>)	3 - Brown

	2 - Light blue 1 - Grey
W_p-25 Side of the pulpit's corpus (5 - grey)	4 - Brown 3 - Light blue 2 - Grey 1 - (Light brown)
W_p-8 Profiled slat of the pulpit (3 - white) W_p-10 Frame of the side panels of the staircase balustrade (3 - white) W_p-14, W_p-15 Triangle bolster and upper of the pillar of the balustrade of the staircase (3 - grey)	2 - Gold leaf 1 - Yellow
W_p-27 Background of the pulpit's figures (3 - grey) W_p-30 Cornice of the pulpit (3 - grey) W_p-9 Side panel of the balustrade of the staircase (3 - grey) W_p-11 Frames of the balustrade of the staircase (3 - grey)	2 - Brown 1 - Grey
W_p-24 Capital of the corpus of the pulpit (5 - white, red)	4 - Gold leaf 3 - Yellow 2 - Grey 1 - Dark grey
W_p-12 Coil-pillar of the balustrade of the staircase (4 - white)	3 - Gold leaf 2 - Yellow 1 - Greenish grey
W_p-13 Footing of the coil-pillar of the balustrade of the staircase (5 - grey)	4 - Gold leaf 3 - Yellow 2 - Greenish grey 1 - (Dark grey)
W_p-45 Lower part of the sounding-board (4 - white)	3 - Brown 2 - Blue 1 - Grey
W_p-42 Side slats of the sounding-board roofs (5 - Light blue)	4 - Light grey 3 - Light blue 2 - Grey 1 - Blue
W_p-47 Exterior of sounding-board (5 - white, grey)	4 - Brown 3 - Blue 2 - Black 1 - Gold leaf
W_p-49 Cornice and lower side of the sounding-board (4 - grey, white) W_p-58 Crown ribs of the sounding-board (4 - grey)	3 - Brown 2 - Grey 1 - Black
W_p-59 Footing for the figure of Christ figure of the sounding-board (5 - grey)	4 - Brown 3 - Grey 2 - Light grey 1 - Black

Table S3. Windows on the round-plastic sculptures and other carver details of the altar. The layers are numbered starting from the uppermost (surface) layer. The uppermost layer (applied in 2005) is in brackets (see fig. S1)

Locations of the windows	Description of the windows
W_a-4 Profiled slat around the garland (5 - <i>white</i>) W_a-6 Garland (5 - <i>polychrome</i>) W_a-7 Angel's wings (5 - <i>white</i>) W_a-9 Angel's hair (5 - <i>Light brown</i>) W_a-16 Framing around the sculpture „ Humbleness “ (5 - <i>bronze</i>) W_a-44 Flower ornament above the capital (5 - <i>polychrome</i>) W_a-82 Angel's wings (5 - <i>white</i>) W_a-83 Angel's face and hair (5 - <i>polychrome</i>)	4 – Gold leaf 3 – Yellow 2 – Grey 1 – Black
W_a-5 Horizontal plane behind the garland (4 - <i>white, grey</i>) W_a-45 Even surface behind the flower ornament (4 - <i>grey</i>)	3 - Brown 2 - Greyish-beige 1 - Black
W_a-40 Drapery on the top of the pillar (4 - <i>dark red</i>) W_a-91 Nestlings (4 - <i>white, red</i>) W_a-84 Crown of thorn on the head of Angel (4 - <i>grey</i>)	3 - Gold leaf 2 - Yellow 1 - Grey
W_a-8 Flesh tone of the Angel (6 - <i>polychrome</i>)	5 – Gold leaf 4 – Yellow 3 – Grey 2 – Rose 1 – Black
W_a-17 Relief <i>Humbleness</i> (5 - <i>polychrome</i>)	4 - Gold leaf 3 - Yellow 2 - Grey 1 - Dark grey
W_a-92 Pelican (6 - <i>white, red</i>)	5 – Gold leaf 4 – Orange 3 – Yellow 2 – Grey 1 – Black

Table S4. Windows of the round-plastic sculptures on the altar. The layers are numbered starting from the uppermost (surface) layer. (see fig. S1)

ST. PETER		ST. PAUL		JUSTICE		HOPE	
Locations of the windows	Description of the windows	Locations of the windows	Description of the windows	Locations of the windows	Description of the windows	Locations of the windows	Description of the windows
W_a-34 Base plates of the sculptures „Peetrus“ and „Paulus“	3 - Dark brown 2 - Greyish-beige 1 - Black	W_a-35 Flesh tone, face	2 - Rose 1 - Greyish	W_a-70 Base plates of the sculptures “Justice “ and „Hope“	2 - Grey 1 - Black		
W_a-26, W_a-30 Flesh tone, forehead	2 - Rose 1 - Greyish	W_a-38 Mouth	3 - Red 2 - Grey 1 - Red	W_a-73 Flesh tone	4 - Rose 3 - Grey 2 - Rose 1 - Black	W_a-68 Flesh tone	4 - Rose 3 - Grey 2 - ... 1 - Black
W_a-28 Coat	2 - Gold leaf 1 - Greyish	W_a-38 Hair, beard	3 - Brown 2 - Grey 1 - Brown	W_a-69 Hair on the sculpture of “Justice “ and „Hope“	3 - Brown 2 - Grey 1 - Black		
W_a-27 Robe, Covers of the book	3 - Brown 2 - Greyish 1 - Light grey (silver?)	W_a-37 Coat	5 – Gold leaf 4 – Yellow 3 – Greyish 2 – Light grey (silver?) 1 – Brown	W_a-72 Coat	5 – Gold leaf 4 – Yellow 3 – Grey 2 – Light grey (silver?) 1 – Black	W_a-67 Coat	5 – Gold leaf 4 – Yellow 3 – Grey 2 – Light grey (silver?) 1 – Black
W_a-29 Side of a text block of the book	4 - Gold leaf 3 - Yellow 2 - Greyish 1 - Light grey (silver?)	W_a-36 Robe	3 - Brown 2 - Greyish 1 - Light grey (silver?)	W_a-71 Robe	4 - Brown 3 - Grey 2 - Red (pink?) 1 - Grey	W_a-66 Robe	4 - Brown 3 - Grey 2 - Light grey (silver?) 1 - Black
		W_a-39 Book	4 - Gold leaf 3 - Yellow 2 - Greyish 1 - Light grey (silver?)	W_a-74 Side of a text block of the book	4 - Gold leaf 3 - Yellow 2 - Grey 1 - Black		

Table S5. Windows of the round-plastic sculptures on the altar. The layers are numbered starting from the uppermost (surface) layer. (see fig. S1)

LOVE		FAITH	
Locations of the windows	Description of the windows	Locations of the windows	Description of the windows
W_a-88 Flesh tone	2 - Rose 1 - Grey	W_a-96 Flesh tone	2 - Rose 1 - Grey
W_a-89 Hair	2 - Brown 1 - Grey	W_a-97 Hair	2 - Brown 1 - Grey
W_a-87 Brim of the upper part of the robe	3 - Brown 2 - Whitish 1 - Grey	W_a-94 Upper part of the robe	4 - Brown 3 - Grey 2 - Grey 1 - Black
W_a-86 Golden ribbon on the upper part of the robe	4 - Gold leaf 3 - Yellow 2 - Blue (greenish blue) 1 - Grey		
W_a-85 Lower part of the robe	4 - Dark brown 3 - Light grey 2 - Red (pink?) 1 - Grey	W_a-93 Lower part of the robe	5 - Gold leaf 4 - Yellow 3 - Grey 2 - Grey 1 - Black
W_a-90 Chalice	3 - Gold leaf 2 - Yellow 1 - Grey	W_a-95 Cross	2 - Gold leaf 1 - Yellow

Table S6. Windows on the round-plastic sculptures and other carved details of the pulpit. The layers are numbered starting from the uppermost (surface) layer. The uppermost layer (applied in 2005) is in brackets (see figs. S2-S5)

Locations of the windows	Description of the windows
W_p-16 Cartouches on the side of the balustrade of the staircase (4 - <i>grey</i>) W_p-20 Cartouches (4 - <i>grey</i>) W_p-51 Cartouches on the sounding-board (4 - <i>white</i>) W_p-52A Acanthus leaves around the cartouche on the sounding-board (4 - <i>grey, red</i>)	3 - Brown 2 - Light blue 1 - Grey
W_p-21 Acanthus leaves around the cartouche on the pulpit (4 - <i>white</i>) W_p-28 The head of putto (4 - <i>polychrome</i>)	3 - Gold leaf 2 - Yellow 1 - Grey
W_p-19 Ornament of the console (5 - <i>polychrome</i>)	4 - Gold leaf 3 - Yellow 2 - Grey 1 - (Dark grey)
W_p-17 Acanthus leaves around the cartouches of the staircase balustrade (4 - <i>white</i>)	3 - Gold leaf 2 - Yellow 1 - Greenish grey
W_p-18 Console (3 - <i>grey</i>)	2 - Brown 1 - Grey

<p>W_p-46 Flower motive on the lower part of the sounding-board (5 - <i>polychrome</i>)</p> <p>W_p-52 Acanthus leaves around the cartouche on the sounding-board (5 - <i>white</i>)</p> <p>W_p-55 Leaf ornament on the sounding-board (5 - <i>white</i>)</p> <p>W_p-56 Bunch of grapes on the sounding-board (5 - <i>red</i>)</p>	<p>4 - Gold leaf</p> <p>3 - Yellow</p> <p>2 - Grey</p> <p>1 - (Black)</p>
---	---

Table S7. Windows on the round-plastic figures on the pulpit. The layers are numbered starting from the uppermost (surface) layer (see figs. S2-S5)

ST. PETER		ST. PAUL		ST. LUCE THE EVANGELIST		MOSE		BLESSING CHRIST	
Locations of the windows	Description of the windows	Locations of the windows	Description of the windows	Locations of the windows	Description of the windows	Locations of the windows	Description of the windows	Locations of the windows	Description of the windows
W_p-38 Robe	4-(Toned varnish) 3 - Gold leaf 2 - Yellow 1 - Grey	W_p-40 Robe	3 - Red 2 - Grey 1 - Red	W_p-32 Robe	4 - ((Toned varnish) 3 - Gold leaf 2 - Grey 1 - Greenish grey)	W_p-34 Robe	4 -(Toned varnish) 3 - Gold leaf 2 - Light grey 1 - (Greenish grey)	W_p-36 Robe	4 - (Toned varnish) 3 - Gold leaf 2 - Grey 1 - Gold leaf
W_p-39 Coat	3 - (Dark grey) 2 - Grey 1 - Blue	W_p-41 Coat	3 - (Toned varnish) 2 - Gold leaf 1 - Grey	W_p-33 Coat	3 - (Blue) 2 - Grey 1 - Red	W_p-35 Coat	3 - Green 2 - Grey 1 - Blue	W_p-37 Coat	3 - Red 2 - Grey 1 - Red

Table S8. Windows on the round-plastic figures of Christ and the angels on the sounding-boards. The layers are numbered starting from the uppermost (surface) layer (see figs. S2-S5)

CHRIST		ANGEL	
Locations of the windows	Description of the windows	Locations of the windows	Description of the windows
W_p-62 Loincloth	3 - (Toned brown varnish) 2 - Gold leaf 1 - Grey	W_p-53 Angel with sponge	4 – Flesh tone (Polychrome) 3 – Grey 2 – Flesh tone 1 – Silver
W_p-63 Coat	2 - Red 1 - Grey	W_p-54 Attributes of the angels - sponge, pillar, ladder, cross	4 – Gold leaf (polychrome, bronze colour) 3 – Yellow 2 – Grey 1 – Silver (on the pillar)
W_p-61 Dragon	5 – (Bronze colour) 4 – Gold leaf 3 – Grey 2 – Silver 1 – Black		
W_p-64 Cross	4 - Gold leaf 3 - Yellow 2 - Grey 1 - Black		